

Fall 2018 Pre-HSE and HSE Classes Schedule












Brooklyn Public Library (BPL) – Adult Learning (E-mail: HSE @bklynlibrary.org)

Earn your High School Equivalency (HSE) Diploma at BPL Adult Learning.

Locations		Classes Schedule
Brownsville By train : 3 J L By bus : B12, B14, & B60	61 Glenmore Ave. at Watkins St., Brooklyn, NY 11212 ☎ 718-778-9330	Pre-HSE/HSE Class 🗓 Saturdays, 10 am – 2 pm
Canarsie By train : L By bus : B6, B42, B60, & B82	1580 Rockaway Pkwy. at Ave. J Brooklyn, NY 11236 ☎ 718-257-0260	Pre-HSE/HSE Class 🗓 Monday and Friday, 10 am – 1 pm
Central ALC By train : 2 3 B Q By bus : B41	10 Grand Army Plaza, 2 nd Fl. Brooklyn, NY 11238 ☎ 718-230-2191	Pre-HSE/HSE Classes 🗓 Monday and Wednesday, 10am–1pm 🗓 Monday and Wednesday, 5:30 – 8 pm HSE Class 🗓 Mondays and Wednesdays, 1 – 4 pm
Coney Island By train : D F N Q By bus : B36, B64, B68, B74, & B82	1901 Mermaid Ave. (Near W. 19th St.), Brooklyn, NY 11224 ☎ 718-856-2631	Pre-HSE Class 🗓 Wednesday and Thursday, 5 pm – 8 pm
Eastern Parkway ALC By train : 3 4 By bus : B14, B17, B46, & B47	1044 Eastern Parkway, 2 nd Fl. Brooklyn, NY 11213 ☎ 718-778-9330	Pre-HSE Classes 🗓 Monday and Wednesday, 10am–1pm 🗓 Tuesday and Thursday, 5:30 – 8 pm
Flatbush ALC By train : 2 5 B Q By bus : B12, B16, B35, B41, & B49	22 Linden Blvd., Lower Level Brooklyn, NY 11226 ☎ 718-856-2631	Pre-HSE Class 🗓 Monday or Wednesday, 10am–1pm 🗓 Saturdays, 10am–2pm (HSE/TASC) HSE Class 🗓 Tuesday and Thursday, 5:30 – 8 pm
Kings Highway By train : B Q By bus : B2, B7, B31, B49, B82, B100	2115 Ocean Ave. (near Kings Highway), Brooklyn, NY 11229 ☎ 718-856-2631	Pre-HSE Class 🗓 Tuesday and Thursday, 5 – 8 pm
New Lots ALC By train : 3 By bus : B6 & B15	665 New Lots Ave., 2 nd Fl. Brooklyn, NY 11207 ☎ 718-257-0260	Pre-HSE Class 🗓 Saturdays, 10 am – 2 pm HSE/TASC Classes 🗓 Monday and Wednesday, 5 – 8 pm 🗓 Tuesday and Thursday, 10 am – 1 pm
Pacific By train : 2 3 4 5 B D M N Q R	25 4 th Avenue, 2 nd Fl. Brooklyn, NY 11217 ☎ 718-622-4460	HSE/TASC Class 🗓 Saturdays, 10 am – 2 pm
Red Hook By train : F G By bus : B61	7 Wolcott St. Brooklyn, NY 11231 ☎ 718-230-2191	Pre-HSE Class 🗓 Saturdays, 10 am – 2 pm

Pre-HSE and HSE Hybrid Classes Schedule

Hybrid: face to face and online learning with TASC, TABE, and Khan Academy

Locations		Classes Schedule
Bedford ALC By train :  By bus : B25, B26, B48, & B49	496 Franklin Ave. Brooklyn, NY 11238 ☎ 718-623-2134	 Tuesdays, 1 – 4 pm
Central ALC By train :  By bus : B41	10 Grand Army Plaza, 2 nd Fl. Brooklyn, NY 11238 ☎ 718-230-2191	 Mondays, 5 – 8 pm  Saturdays, 10am – 1pm (Math only)
Eastern Parkway ALC By train :  By bus : B14, B17, B46, & B47	1044 Eastern Parkway, 2 nd Fl. Brooklyn, NY 11213 ☎ 718-778-9330	 Tuesdays, 1 – 4 pm  Wednesdays, 1 – 4 pm (TASC)
Flatbush ALC By train :  By bus : B12, B16, B35, B41, & B49	22 Linden Blvd., Lower Level Brooklyn, NY 11226 ☎ 718-856-2631	 Wednesdays, 10 am – 1 pm  Wednesdays, 2 – 4:30 pm (TASC)

Adult Basic Education (ABE) Classes

Learning circles and small group instructions

Locations		Classes/Groups Schedule
Bedford ALC By train :  By bus : B25, B26, B48, & B49	496 Franklin Ave. Brooklyn, NY 11238 ☎ 718-623-2134	 Monday and Wednesday, 2 – 4 pm  Monday and Wednesday, 6 – 8 pm  Tuesday and Thursday, 10am – 12pm  Tuesday and Thursday, 2 – 4 pm  Saturdays, 10am – 1pm
New Lots ALC By train :  By bus : B6 & B15	665 New Lots Ave., 2 nd Fl. Brooklyn, NY 11207 ☎ 718-257-0260	
Central ALC By train :  By bus : B41	10 Grand Army Plaza, 2 nd Fl. Brooklyn, NY 11238 ☎ 718-230-2191	 Monday and Wednesday, 10am–12pm
Eastern Parkway ALC By train :  By bus : B14, B17, B46, & B47	1044 Eastern Parkway, 2 nd Fl. Brooklyn, NY 11213 ☎ 718-778-9330	 Monday and Wednesday, 2 – 4 pm  Tuesday and Thursday, 2 – 4 pm  Tuesday and Thursday, 6 – 8 pm
Flatbush ALC By train :  By bus : B12, B16, B35, B41, & B49	22 Linden Blvd., Lower Level Brooklyn, NY 11226 ☎ 718-856-2631	 Saturdays, 10am – 1pm

Assessments

All participants are required to take NYSED-approved TABE assessment.

Class Levels	Assessments	Grade Equivalency Level
ABE	TABE level L, E, or M	0 – 5.0
Pre-HSE	TABE level M or D	5.1 – 8.9
HSE	TABE level M or D	9.0 – 12.9
TASC Fast Track	TABE level D or TASC Readiness	9.0+