


























Winter 2020 Pre-HSE and HSE Classes Schedule
















Brooklyn Public Library (BPL) – Adult Learning (E-mail: preHSE@bklynlibrary.org)
 Earn your High School Equivalency (HSE) Diploma at BPL Adult Learning.

Locations (Winter: January 13 th – March 28 th)	Classes Schedule
Bedford 496 Franklin Ave. Brooklyn, NY 11238 By train :  By bus : B25, B26, B48, & B49 ☎ 718-623-2134	Pre-HSE Classes  Tuesdays and Thursdays, 10 am – 1 pm  Fridays 10 am – 1pm & Saturdays 10 am – 2pm
Canarsie 1580 Rockaway Pkwy. at Ave. J Brooklyn, NY 11236 By train :  By bus : B6, B42, B60, & B82 ☎ 718-257-6547	Pre-HSE Class  Mondays and Fridays, 10 am – 1 pm
Central ALC 10 Grand Army Plaza, 2 nd Fl. Brooklyn, NY 11238 By train :  By bus : B41 ☎ 718-230-2191	Pre-HSE Classes  Tuesdays and Thursdays, 10am–1pm HSE Classes  Mondays and Wednesdays, 5:30 – 8 pm  Saturdays, 10 am – 4 pm
Eastern Parkway ALC 1044 Eastern Parkway, 2 nd Fl. Brooklyn, NY 11213 By train :  By bus : B14, B17, B46, & B47 ☎ 718-778-9330	Pre-HSE Classes  Mondays and Wednesdays, 10am–1pm  Tuesdays and Thursdays, 5:30 – 8 pm
Flatbush ALC 22 Linden Blvd., Lower Level Brooklyn, NY 11226 By train :  By bus : B12, B16, B35, B41, & B49 ☎ 718-856-2631	Pre-HSE Classes  Tuesdays and Thursdays, 5:30 – 8 pm  Saturdays, 10 am – 4 pm
New Lots ALC 665 New Lots Ave., 2 nd Fl. Brooklyn, NY 11207 By train :  By bus : B6 & B15 ☎ 718-257-0260	Pre-HSE Classes  Mondays (ELA) and Wednesdays (Math), 5 – 8 pm  Tuesdays and Thursdays, 10 am – 1 pm  Wednesdays 5 – 8pm & Saturdays 10am – 2pm
Pacific 25 4 th Avenue, 2 nd Fl. Brooklyn, NY 11217 By train :  ☎ 718-622-4460	HSE Classes  Saturdays, 10 am – 4 pm  Fridays, 10 am – 1 pm (Math only)
Pacific & BEOC 25 4 th Avenue, 2 nd Fl. Brooklyn, NY 11217 By train :  ☎ 718-622-4460	Medical Billing & E-Records Certification  Mondays-Thursdays 6 – 9 pm & Saturdays 10 am – 1 pm Spanish HSE hybrid Class  Thursdays 5:30 – 8:00 pm and online instruction



**Ready to take the TASC (formerly GED) exam?
 Email your application and ID to HSE@bklynlibrary.org.

Pre-HSE and HSE Hybrid Classes Schedule

Hybrid: face to face and online learning with TASC, TABE, and Khan Academy

Locations		Classes Schedule
Bedford ALC By train :  By bus : B25, B26, B48, & B49	496 Franklin Ave. Brooklyn, NY 11238 ☎ 718-623-2134	 Tuesdays, 2 – 5 pm
Central ALC By train :  By bus : B41	10 Grand Army Plaza, 2 nd Fl. Brooklyn, NY 11238 ☎ 718-230-2191	 Tuesdays & Thursdays, 1 – 3 pm (Math only)
Eastern Parkway ALC By train :  By bus : B14, B17, B46, & B47	1044 Eastern Parkway, 2 nd Fl. Brooklyn, NY 11213 ☎ 718-778-9330	 Mondays, 10 am – 1 pm  Wednesdays, 1 – 4 pm
Flatbush ALC By train :  By bus : B12, B16, B35, B41, & B49	22 Linden Blvd., Lower Level Brooklyn, NY 11226 ☎ 718-856-2631	 Mondays & Wednesdays, 10am – 12pm  Wednesdays, 2 – 4:30 pm  Tuesdays, 1 – 4 pm
New Lots ALC By train :  By bus : B6 & B15	665 New Lots Ave., 2 nd Fl. Brooklyn, NY 11207 ☎ 718-257-0260	 Mondays and Wednesdays, 6 – 8 pm  Tuesdays and Thursdays, 10 – 12 pm  Saturdays, 10 am – 1 pm

Adult Basic Education (ABE) Classes: Learning circles and small group instructions

Locations		Classes/Groups Schedule
Bedford ALC By train :  By bus : B25, B26, B48, & B49	496 Franklin Ave. Brooklyn, NY 11238 ☎ 718-623-2134	 Mondays and Wednesdays, 2 – 4 pm  Mondays and Wednesdays, 6 – 8 pm  Tuesdays and Thursdays, 10am – 12pm
New Lots ALC By train :  By bus : B6 & B15	665 New Lots Ave., 2 nd Fl. Brooklyn, NY 11207 ☎ 718-257-0260	 Tuesdays and Thursdays, 2 – 4 pm  Saturdays, 10am – 1pm
Central ALC By train :  By bus : B41	10 Grand Army Plaza, 2 nd Fl. Brooklyn, NY 11238 ☎ 718-230-2191	 Mondays and Wednesdays, 10am – 12pm
Eastern Parkway ALC By train :  By bus : B14, B17, B46, & B47	1044 Eastern Parkway, 2 nd Fl. Brooklyn, NY 11213 ☎ 718-778-9330	 Mondays and Wednesdays, 2 – 4 pm  Tuesdays and Thursdays, 2 – 4 pm  Tuesdays and Thursdays, 6 – 8 pm
Flatbush ALC By train :  By bus : B12, B16, B35, B41, & B49	22 Linden Blvd., Lower Level Brooklyn, NY 11226 ☎ 718-856-2631	 Saturdays, 10 am – 1 pm

Assessments: All participants are required to take NYSED-approved TABE assessment.

Assessments	Reading Scale Score	Math Scale Score	NRS Levels	Class Level
TABE Level L or E	300-441	300-448	1	ABE
TABE Level E	442-500	449-495	2	ABE
TABE Level M	501-535	496-536	3	HSE 2-3
TABE Level D	536-575	537-595	4	HSE 3
TABE Level A	576-800	596-800	5-6	HSE 3